



# READING CIRCLE booklet

## YOU MUST PREPARE FOR YOUR READING CIRCLE!


For the rest of the month, you will have reading circle meetings. You will have to prepare accordingly. In the next pages, you will have to complete the activities BEFORE the meeting.

Meeting circle #1 \_\_\_\_\_

Meeting circle #2 \_\_\_\_\_


Meeting circle #3 \_\_\_\_\_

I will evaluate the document as well as the interactions you will have with your partners.



# MEETING PREPARATION

## #3



### Story elements

After reading the last part of the book, write down the story elements from the novel. Make sure to use your Everything You Must Know in case you do not remember the concepts. Add the pages to justify the story element.

What is falling action?

What is resolution?

### Opinion

After reading all the book, did you like it or dislike it? Why? Explain your answer.

# MEETING PREPARATION

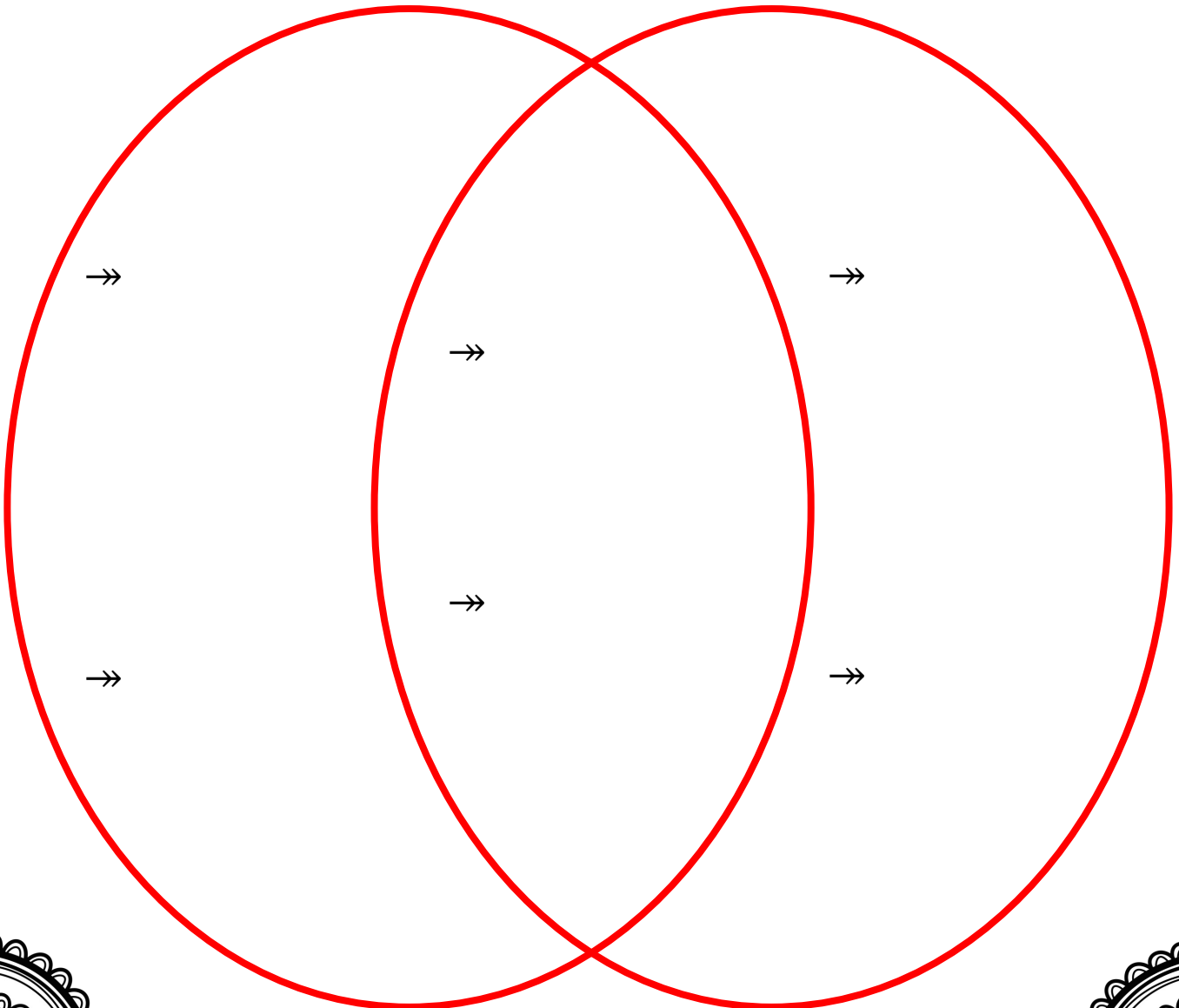
## #3



### Compare & Contrast



After reading the last part of the book, choose one character and compare both your personalities. Find two similarities and four differences.



# MEETING PREPARATION

## #3

### Questions




Write 5 interesting questions about the pages you read. Your questions must be opinion questions (open-ended) that will prompt discussion within your circle.

You must also discuss the other activities you completed (story elements, book review and compare&contrast)

During the reading circle, in turn, you will ask each other your questions, which you will all have to answer.

You will record the entire conversation and, using iMovie (or any other application you judge appropriate), you will make a short montage of your best sequences during the discussion.

Your montage should be no longer than 5 minutes and a minimum of 3 minutes.



# MEETING PREPARATION

## #3

Questions



#1

#2

#3

#4

#5

