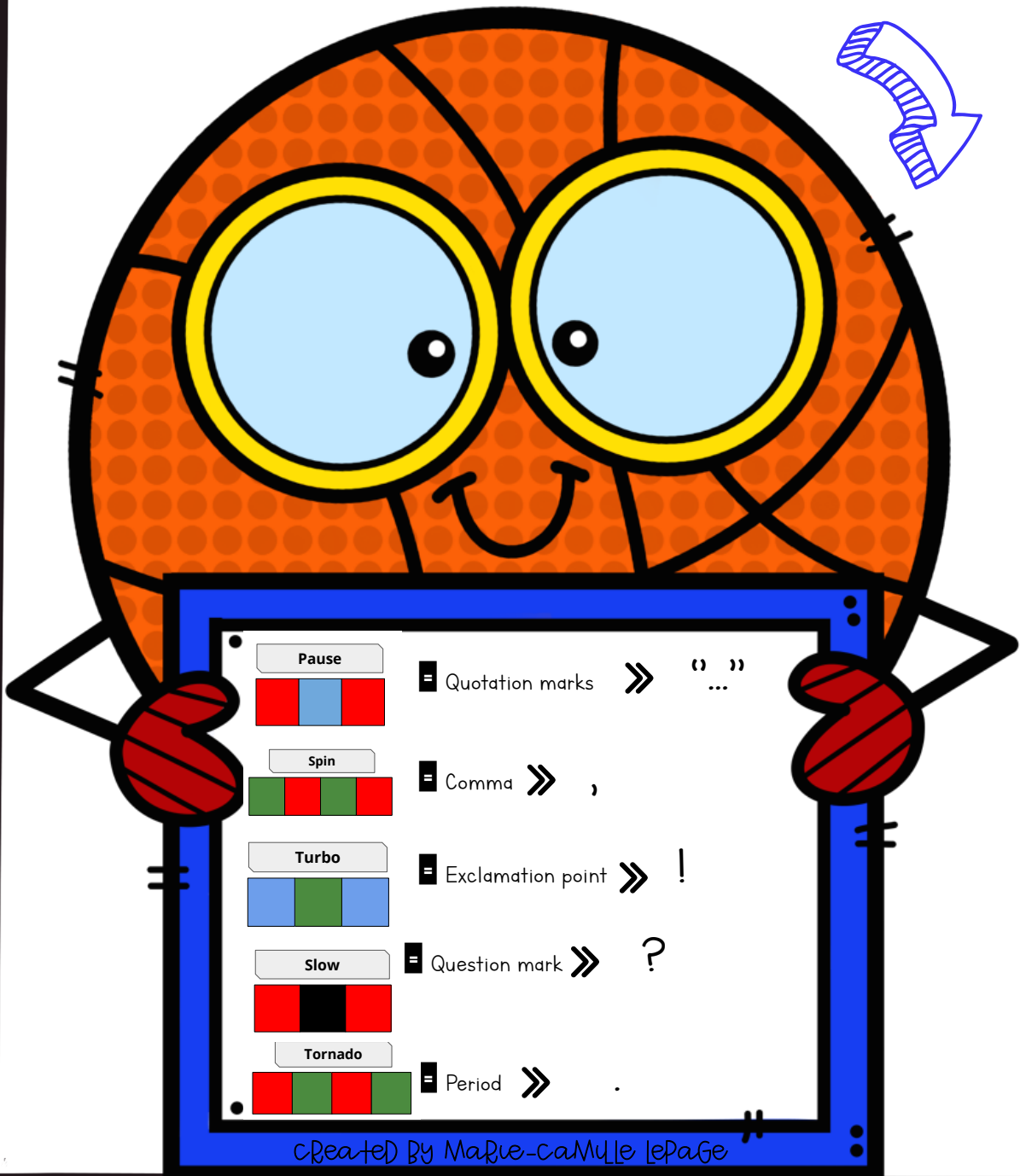


Dialogue CODING

Below is the different codes you may use to punctuate your a dialogue structure.





OZOBOTS are in charge!

Your challenge will be to create a route using the Ozobots. You will think of the perfect coding for each sentence provided.

Here are the steps to this activity:

- 1 - Read the sentence.
- 2 - Analyze and find where to put the punctuation.
- 3 - Create the route with the correct coding.
- 4 - Test it.
- 5 - Verify your answer at your teacher's desk.





DIALOGUE sentences

- 1- I hate math snapped Emilie
- 2- You are so right agreed Guillaume
- 3- Practice starts at 5 Messi announced
- 4- Where are we asked a student
- 5- Come see me for a bonus sentence!